

# ADD-ON COURSE IN SURFACE ORNAMENTATION AND DESIGNING FCSCC03



PRINCIPAL

## KORAMBAYIL AHAMED HAJI MEMORIAL UNITY WOMEN'S COLLEGE, MANJERI

(P.O) NARUKARA, Malappuram Dt., Kerala 676 122

(Govt.-aided and Affiliated to University of Calicut)

[Nationally reaccredited by NAAC with 'B++' Grade CGPA 2.77]

Phone: 0483 – 2977142 (Office)

0483 – 2977143 (Principal)

Web: [www.unitywomenscollege.in](http://www.unitywomenscollege.in) e-mail: [info@unitywomenscollege.in](mailto:info@unitywomenscollege.in)

Proceedings of the Principal, KAHM Unity Women's College, Manjeri dated 04/06/19

(Present: Dr. C. Saidalavi)

Ref: (1) Request for the Approval of Certificate Course, dated 03/06/2019

(2) Request for the Approval of Board of Studies for the certificate Course, dated 03/06/2019

### ORDER

As per reference cited (1) a request was received from HOD, Department of Home Science, for the conduct of Certificate Courses on **FCSCC03- Surface Ornamentation and Designing** and **FCSCC04- Garment Construction** during the academic year 2019-2020 with a duration of 30 hours. The beneficiaries of the courses are undergraduate and postgraduate students of Home Science Department. The head of the Department has also requested to constitute a Board of Studies for the course with the following members. (2)

1. Mrs. A.S. Anitha Begum, Head and Associate Professor, Dept. of Home Science, KAHM Unity Women's College, Manjeri
2. Dr. Thomas Ruby Mariamma, Associate Professor, Dept. of Home Science, Vimala College, Thrissur
3. Dr. Annie Ninan, Associate Professor, Dept. of Home Science, KAHM Unity Women's College, Manjeri
4. Mrs. N.V. Fatimathu Zuhara, Assistant Professor, Dept. of Home Science, KAHM Unity Women's College, Manjeri

Sanction hereby accorded to Department of Home Science to conduct certificate courses on **FCSCC03- Surface Ornamentation and Designing** and **FCSCC04- Garment Construction** during the year 2019-2020. The Board of Studies for the courses are constituted with members listed above.

Order is issued accordingly,

Place: Manjeri

Date: 04-06-2019



Dr. C. Saidalavi

**KAHM UNITY WOMEN'S COLLEGE, MANJERI**  
**PG DEPARTMENT OF HOME SCIENCE**  
**MINUTES OF BOARD OF STUDIES HELD ON 06.06.2019**

A meeting of the Board of Studies constituted for the implementation of certificate courses Surface Ornamentation and Designing and Garment Construction at the college during the year 2019-20 was held on 06.06.2019 at 12.30pm to discuss the following matters.





**Agenda**

1. Certificate course 2019-20
2. Approval of the syllabus of certificate course
3. Duration of the course
4. Scheme of Evaluation

**Decision of the meeting**

1. The Board of Studies unanimously decided to accept the title, course code, duration and mode of evaluation of the syllabus
2. The draft of the syllabus prepared was placed for discussion. The modifications suggested by the members were included and the draft syllabus with suggested modifications was approved for the certificate course.

**Members participated**


1. Mrs. A.S. Anitha Begum   
(Head and Associate Professor, Dept. of Home Science, KAHM Unity Women's College, Manjeri)
2. Dr. Annie Ninan   
(Associate Professor, Dept. of Home Science, KAHM Unity Women's College, Manjeri)
3. Dr. Thomas Ruby Mariamma   
(Associate Professor, Dept. of Home Science, Vimala College, Thrissur)
4. Mrs. N.V.Fatimathu Zuhara   
(Assistant Professor, Dept. of Home Science, KAHM Unity Women's College, Manjeri)



**KORAMBAYIL AHAMED HAJI MEMORIAL  
UNITY WOMEN'S COLLEGE, MANJERI**

**PG DEPARTMENT OF HOME SCIENCE**

# **Certificate Course in 'Surface Ornamentation and Designing'**



Course Instructor &  
Coordinator:  
*Dr. Annie Ninan*

FROM  
**JUNE 2019**  
TO

**AUGUST 2019**

Course Duration: 30 hours

## **FCSCC03 SURFACE ORNAMENTATION AND DESIGNING**

### **COURSE DESCRIPTION:**

This course provides students with an in-depth understanding of surface ornamentation techniques and designing used in textiles and fashion. It covers a range of decorative methods including embroidery, appliqué, beading, and other embellishment techniques. Students will gain practical skills in enhancing fabric aesthetics and learn the cultural significance and modern applications of surface embellishments in various textile sectors. The course is designed to develop creativity, precision, and an eye for detail while adhering to traditional and contemporary design aesthetics.

## **SYLLABUS**

### **FCSCC03 SURFACE ORNAMENTATION AND DESIGNING**

**Course Duration: 30 Hrs**

#### **Objectives**

- To understand the fundamentals of surface ornamentation and design.
- To develop skills in various traditional and contemporary techniques.
- To learn the application of design principles in fabric enhancement.
- To create original design pieces using surface ornamentation techniques.

#### **Course Outcomes:**

CO1 Able to demonstrate various surface ornamentation techniques like embroidery, appliqué, and beading.

CO2 Develop technical skills in handling materials, tools, and equipment used for surface ornamentation.

CO3 Demonstrate the ability to apply surface ornamentation in different textile and fashion contexts.

#### **Unit 1**

Definition and significance of surface ornamentation

History and importance of surface ornamentation, types of embellishment techniques used in various cultures. (2 hrs)

## **Unit 2**

Introduction to embroidery. Importance of traditional embroideries in India.

(2 hrs)

## **Unit 3**

Identification of various hand embroidery techniques in India – chinkankari, kantha, phulkari, mirror work, aari work and zardozi.

(2 hrs)

## **Unit 4**

Tools and materials for different types of embroidery. – dress makers shears, table stand, ruler, small pointed scissors, embroidery frame, thimble, needles, cruel embroidery needles, needle threader, punch needles, measuring tape, pinking shears, thread nippers, pin cushion, seam ripper, tweezers, embroidery thread, embroidery fabric, iron and ironing board.

(2

hrs)

## **Unit 5**

Design Development: Design Principles and Color Theory, Application of color theory in fabric design.

Principles of design: balance, rhythm, emphasis, and harmony.

Trend Analysis: Understanding current trends in surface ornamentation. (3 Hrs)

## **Practicals**

1. Carry out the following stitches

Running stitch, back stitch, straight stitch, French knot, stem stitch, chain stitch, satin stitch, feather stitch, split stitch, lazy daisy stitch, fly stitch, woven wheel stitch, French knot, seed stitch, herringbone stitch, couching, blanket stitch, bullion knot and straight stitch.

(5 hrs)

2. Mirror work, Kantha work and Applique work. (5 hrs)
3. Tracing design on the material to be embroidered. (2hrs)
4. Selecting appropriate needle and thread for the type of embroidery to be carried out according to the texture of the material. (1hr)
5. Identifying colour combination and usage of thread as per the design selected and completing the design with the appropriate stitches. (4hrs)
6. Submission of an embroidered household linen or dress. (2hrs).

### References

1. Kamala Devi Chattopadhyay, (1977) Embroidery, Wiley Eastern.
2. Mary Mathews, Practical Clothing Construction part I.
3. Shailaja D. Naik, Traditional Embroideries of India, APH Publishing.
4. Sarah's Hand Embroidery Tutorials, Hand Embroidery Stitches for Everyone.

### Scheme of Evaluation

- Written Examination (Conventional) : 60 Marks
- Assignment : 5 Marks
- Viva voce : 5Marks
- Performance in Practical : 30 Marks

Total : 100 Marks

**A Grade: 80% and above, B Grade: 60 – 79 %, C Grade 40-59%, Below 40% D Grade**

**Model Question Paper**

**Certificate Course**

**FCSCC03 SURFACE ORNAMENTATION AND DESIGNING**

**Time: 1 Hour**

**Max Marks: 30**

1. Types of decorative designs.
2. Write a short note on Kashida.
3. What is applique work?
4. Different categories of basic stitches.
5. Dos and don'ts of hand embroidery.
6. Floral and traditional motifs.
7. Tools and Materials for different types of embroidery
8. Loop and knotted stitches.
9. Write a note on Chinkankari and Kalamkari.
10. Explain the different categories of basic stitches of hand embroidery.
11. What are the roles and responsibilities of a hand embroidering?
12. Explain different colour schemes.
13. Running stitch
14. Mirror work
15. What is Kantha?